# Stem Cells

## The Future of Medicine



DREAM BODY CLINIC

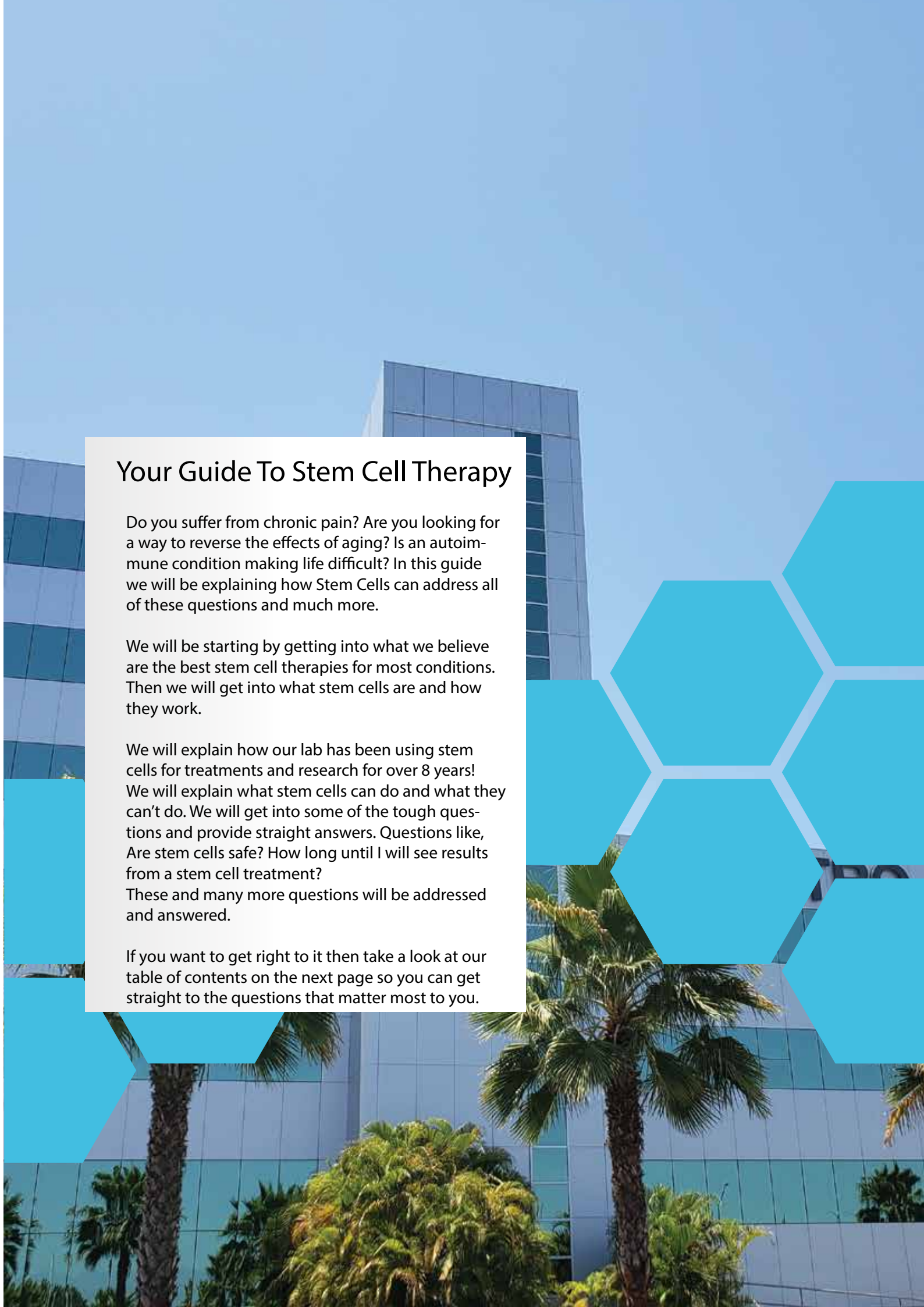

# Your Guide To Stem Cell Therapy

Do you suffer from chronic pain? Are you looking for a way to reverse the effects of aging? Is an autoimmune condition making life difficult? In this guide we will be explaining how Stem Cells can address all of these questions and much more.

We will be starting by getting into what we believe are the best stem cell therapies for most conditions. Then we will get into what stem cells are and how they work.

We will explain how our lab has been using stem cells for treatments and research for over 8 years! We will explain what stem cells can do and what they can't do. We will get into some of the tough questions and provide straight answers. Questions like, Are stem cells safe? How long until I will see results from a stem cell treatment?
These and many more questions will be addressed and answered.

If you want to get right to it then take a look at our table of contents on the next page so you can get straight to the questions that matter most to you.




# Content


## Stem Cell Treatments 1

1 - Orthopedic Pain
2 - Autoimmune Diseases
3 - Anti-Aging
4 - Sexual Function

## What Are Stem Cells? 5

6 - How do Stem Cells work?
7 - Autologous Vs. Allogeneic
8 - What Results Can I Expect?

## Mesenchymal Stem Cells 9

9 - Why We Use Mesenchymal Stem Cells
10 - Mesenchymal Stem Cell Safety
11 - Stem Cell Preparation Process
12 - Our Lab

## About Dream Body Clinic 13

13 - About us
14 - Stem Cells Differentiation
15 - Transportation
16 - Puerto Vallarta

## How to Begin Treatment 17

17 - Free Constultation

# Stem Cells for Orthopedic Pain









## Begin with a Consultation

It starts with pain and then to questions of how to heal fastest. Fortunately Mesenchymal Stem Cells are extremely effective at repairing cartilage, ligaments, tendons, muscle and bone. We schedule consultations after an intake form is filled out on our website. Our patient support team will answer any questions you have and take any scans for our doctors to analyze. We can then explain realistic results based on your condition.

## Full Analysis with MRI

We are able to treat Knees, Ankles, Hands, Feet, Hips, Shoulders, Elbows and the Spine. When you come for treatment we will have scheduled an MRI for the areas being treated. This allows us to confirm that treatment is viable. It is also to protect you by showing any tumors or reasons that would prevent us from treating you. Safety is always first at Dream Body Clinic. We also perform a full blood panel. Results for the MRI and blood panel are available the day after and that is when we review with our doctor. The doctor then explains how he will inject and where. Treatment is typically done the next day.

## Avoid Orthopedic Surgery

The mesenchymal stem cells (MSCs) we use are able to guide the removal of fibrosis (scarring) and guide the cellular repair of tissue in the most effected areas. The MSCs are attracted to inflammation. When they get there they act like managers on a construction site, telling the workers (repair cells) how to rebuild properly. Children heal much faster than adults because they have an abundance of MSCs. We are simply using the bodies own natural healing process to repair the area.

# Stem Cells for Autoimmune Disease

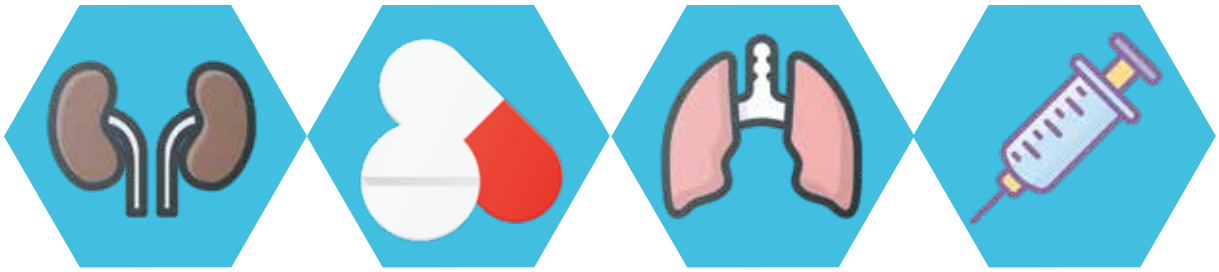



## Type 2 Diabetes

MSCs will reprogram the immune cells to protect the pancreas instead of attacking it. This will drop blood gulcose levels and A1C



## Rheumatoid Arthritis

MSCs will reprogram the immune cells to protect the joints instead of attacking them. This will reduce or eliminate pain then rebuild cartilage.



## Multiple Sclerosis

MSCs will reprogram the immune cells to protect the brain and spinal cord instead of attacking it. This will allow lesions to heal. This will reduce or eliminate symptoms.



## Ulcerative Colitis

MSCs will reprogram the immune cells to protect the intestines and colon instead of attacking them. This will reduce or eliminate pain then eliminate any fibrosis before repairing the tissue.

# Reprogram Your Immune System

Mesenchymal Stem Cells (MSCs) like those found at Dream Body Clinic have been shown to produce extraordinary results against auto-immune conditions.

The reason they are so effective on autoimmune conditions is because of their effects on the immune system. They send out cytokines which are signalling proteins that essentially reprogram the immune system to protect the body instead of attacking it.

An IV of at least 1.4 million MSCs per pound of body weight is the ideal dose. The MSCs create a chain reaction of positive results in the immune system that create lasting change. Most patients will not have to come back for follow up treatment for many years if ever.

# Stem Cells for Anti-Aging





## Stem Cell Facial Rejuvenation

We use 20 million Mesenchymal Stem Cells (MSCs) mixed with Platelet Rich Plasma (PRP) for our facial treatment. The MSCs are able to create new collagen and restore fat under the skin. They will also guide the cellular repair of the skin and underlying issues. The PRP is loaded with growth factors that help repair tissue and form new micro blood vessicles. We start with an anesthetic numbing cream then our doctor injects and follows up by micro needling in the MSC + PRP mix.



## Stem Cell Hair Restoration

We use 20 million Mesenchymal Stem Cells (MSCs) mixed with Platelet Rich Plasma (PRP) for our hair treatment. We first have patients send us a photo of their hair for assessment. If your are a candidate then the MSCs can help re-open closing hair follicles. Your head wants to grow hair, but damage and DHT can get in the way. The MSCs + PRP are injected into the scalp and then we use a derma roller to get them in just below the surface. This treatment is best for people that are just starting to lose hair and is very effective.



## Anti-Aging with Stem Cells

The mesenchymal stem cells (MSCs) we use have many anti-aging abilities. They first seek out inflammation and guide the repair of the route cause. Almost all diseases related to aging start with inflammation so this is very beneficial. The MSCs have also been found to extend telomere length on certain cells which extends cell life and in turn your life. MSCs are highly effective at helpiing to remove senescent cells which can contribute to life extension. These are just a few of the many ways they help extend life. Our staff can explain further.

# Stem Cells for Sexual Function





## The P Shot

We use 50 million MSCs + PRP for the P shot . This treatement is for erectile dysfunction, increased sensitivity, Peroni's disease and general well being. The stem cells break down any fibrosis in the penis and then guide cellular repair. They help establish new blood vessels which helps the patient with erections and maintaining it. Most patients see improved performance within 1 to 3 months post treatment.



## The O Shot

We use 50 million MSCs + PRP for the O shot . This treatement is for increased sensitivity, incontinence and general well being. The stem cells break down any fibrosis in the vagina and then guide cellular repair. They help establish new blood vessels which helps the patient with sensation. We also use a device called the high intensity focused ultrasound (HIFU). The HIFU tightens up the vaginal walls which helps with reaching orgasm and incontinence.



## Premature Ovarian Failure

This treatment is for women that are pre-menopausal and have low or no Ova production. Our OB/GYN physician is able to inject 25 million MSCs to each Ovary. This stimulates the ovaries to produce Ova . This type of infertility is becoming more common and this treatment can save you a fortune on IVF treatments. With normal ovum production restored the patient has a very normal chance of becoming pregnant from intercourse.

# How do Stem Cells Work?



## MSCs Target Inflammation

MSCs are attracted to Inflammation. When they get there they go to work on the route cause. They have many tools to choose from when guiding the repair process. They have cytokines, chemokines, neurotrophic factors, growth factors and exosomes. MSCs are smart enough to know what to release at the area of inflammation to produce the best healing process. This is how your body was designed to heal, but as we get older we have fewer and fewer MSCs. This means that white blood cells do most of the healing as we get older and they heal via fibrosis (scarring) which often causes more issues. MSCs heal efficiently.

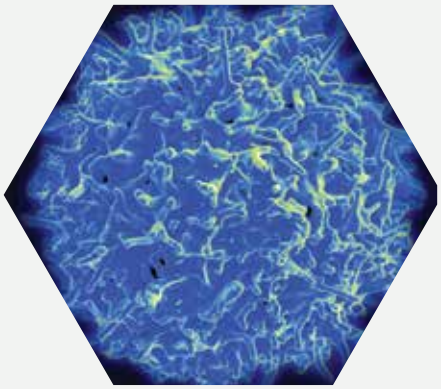

## MSCs Help the Immune System

MSCs have a profound effect on the immune system. They are able to release cytokines which are signalling proteins that reprogram the immune cells. This is especially effective on autoimmune conditions where the immune cells are attacking the body. The MSCs reprogram them to protect the body which can solve the autoimmune condition.
The MSCs create a cascade of positive immune responses throughout the body that results in an improved immune system and many other health benefits. We administer MSCs via IV for the best immune system results.



## MSCs Help Repair Nerves

MSCs work fast on damaged nerves. The MSCs get to the damaged nerves by following the inflammation markers. When they arrive they get to work by releasing neurotropic factors. These trophic factors are able to interact with neurons by guiding them to repair the myelin sheath around the damaged nerve. If a nerve is being pinched or compressed then the MSCs response is to repair the nerve around the compressed area which re-establishes an electrical connection and relieves the pain. Nerve damage usually heals in days or weeks depending on the issue. This is much faster than other methods and has helped many patients get off harsh pain killers.



## MSCs Guide the Healing Process

MSCs are like the managers on a construction site when it comes to the healing process. They send out their arsenal of tools to tell the repair cells what to do. By administering the stem cells via IV or via intra-articular injection we are able to speed up the healing process. We normally see patients fully heal within 3 to 6 months post treatment. Many ailments that we are told have no resolution are able to be fixed with MSCs. We treat a wide range of issues from autoimmune diseases, chronic degenerative diseases, orthopedic injuries and more. MSCs truly are the future of medicine.

# What are Stem Cells?

## MSCs Tool Kit For Healing

The following are tools available for MSCs to handle Immuno modulation and Cellular Regeneration.



### Cytokines

Cytokines are signalling proteins that the MSCs release to influence immune cells and repair cells. They reprogram immune cells to protect the body instead of attacking it. Cytokines also influence repair cells to heal the way your body is supposed to



### Chemokines

Chemokines are cytokines that use chemical stimulus to influence cells in the body. The chemokines released by MSCs are able to create a cascade like effect of positive changes in the body. They are able to guide the removal of fibrosis and cellular regeneration.



### Neurotrophic Factors

Neurotrophic factors released by MSCs are able to guide neurons to regenerate nerves. They aid in restoring the myelin sheath of nerves which allows their electrical connectivity to function. This causes fast and effect nerve pain relief.



### Growth Factors

Growth factors released by MSCs are able to help in cellular regeneration and fibrosis removal. Some of the growth factors released such as VEGF-1 help improve blood flow to healing areas by creating new micro blood vessles. Growth factors are very helpful in the healing process.

Mesenchymal Stem cells are parent cells which are capable of regeneration and differentiation into a wide range of specialized cell types. Once injected, stem cells follow inflammatory signals from damaged tissues and have multiple ways of repairing these damaged areas.

When Injected into the body, these cells Do NOT function by transforming into different cell types or tissues.

They act via anti-inflammatory activity, immune modulating capacity, and the ability to stimulate regeneration. As we age we have fewer mesenchymal stem cells in our bodies. In fact by the time we hit bone maturity we only have 10% of the stem cells that we previously had. So we are 10 times as big and only have 10% of these stem cells left. The stem cells guide traffic and manage the immune system cells. So when we have inflammation the immune system cells are signaled to go to that area. In their perfect state these immune system cells such as T-Cells would only attack antigens and pathogens. Unfortunately since we have fewer mesenchymal stem cells to guide the T-Cells, they get confused and accidentally attack the area of inflammation. So instead of helping, the immune system compounds the problem. When we put stem cells back into our system then things run the right way and our body can heal itself naturally.

# Autologous VS Allogeneic

## Autologous MSCs

These come from the patients own body.
The problem with autologous stem cells is that they do not replicate fast enough when cultured. In the USA, Canada, Australia and most of Europe these are the only type of MSC available. This is because of regulations that prevent the administration of cultivated MSCs.
The Autologous MSCs available typically are derived from fat or bone marrow. The problem is that with no replication of cells they cannot get enough to make much of a difference.
The fat or bone marrow is extracted in a painful manner and then put into a centrifuge to seperate the liquid from tissue. It must then be administered the same day.
Less than 1% of what is administered is actually MSCs.
If you have an autoimmune disease then you don't want your own MSCs as they are not working properly.

## Allogeneic MSCs

These come from a donor. In our case this is umbilical cord or placenta tissue from a live, healthy birth.
Most people worry that donated tissue would produce MSCs that the receiving patient would reject. This is not true as MSCs lack Human Leukocyte Antigen (HLA). The MSCs have what is like an invisibility cloak to the immune system and are not recognized. It is similar to getting a blood transfusion from an O- (universal donor) person.
These MSCs are best for autoimmune diseases because they are from the youngest tissue possible that has little to no immune system interaction. This means they work the way that they should and help reprogram the receiving patients immune cells to work properly.
They are great for healing and anti-aging because they are from the youngest tissue possible and their telomere length is at full length.
These MSCs replicate the fastest which means more MSCs to use.

# What Results can I Expect?



## MSC Therapy Expectations

We only offer treatments for conditions that have the backing of many years worth of research and no harmful side effects. So many studies have shown the efficacy of stem cell therapies for various degenerative diseases, and we have had great success with our past patients.

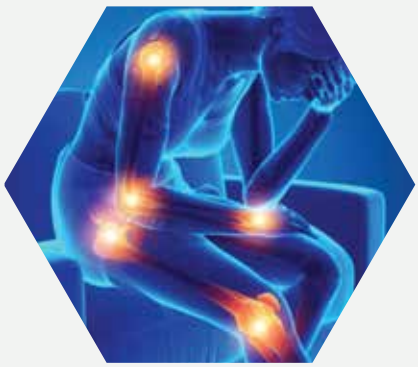

## Target and Heal Inflammation

You can expect the stem cells to target inflammation and then guide the cellular repair of the route cause. Patients have reported less pain, more mobility and increased strength in regards to inflammation. Most patient see full results 3 to 6 months post treatment

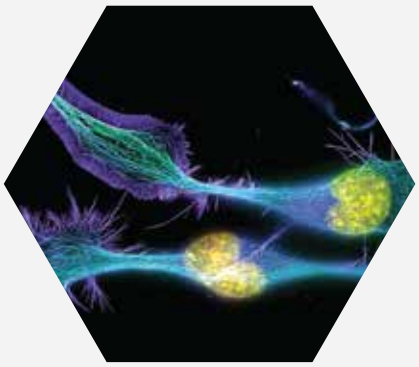

## Regenerate Degraded Tissue

You can expect to have damaged or degraded tissue regenerate. The degree to which it will repair depends on your body and how old the injury is. We use as many stem cells as possible in hopes that patients will not have to return. 3 to 6 months post treatment is normal for full results.

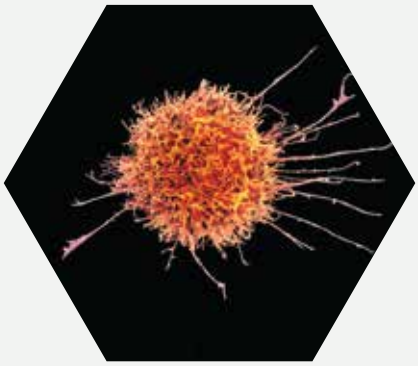

## Reprogram the Immune System

You can expect your immune function to improve. How much will depend on your body and how long you have had the disease. Most patients see full results 3 to 6 months post treatment. In some cases a follow up IV may be needed 1 to 2 years after. We use as many MSCs as possible.

# Why We Use Mesenchymal Stem Cells

We use mesenchymal Stem Cells (MSCs) for a number of important reasons. First you need to understand that there are 3 types of Stem Cells most commonly used; Mesenchymal Stem Cells, Hematopoietic Stem Cells (HSCs) and Pluripotent Stem Cells (PSCs) . MSCs have the best safety profile of the 3. They are also the most effective at healing orthopedic injuries or autoimmune diseases. The differences in the cells is laid out in the section below.

Tens of Thousands of studies have been published about MSCs and the evidence keeps piling up as to their effectiveness and safety.

We use MSCs as we believe they are the best option for our patients.



## Mesenchymal Stem Cells (MSCs)

Source: Umbilical Cord (Wharton Jelly), Placenta, Fat, Bone Marrow or any tissue with capilaries

Safety: Excellent Safety Profile

Best Uses: Orthopedic Joint Repair, Autoimmune Diseases, Chronic Degenerative Diseases and Cosmetic uses.

Reasons Not to use: Best to not use for patients that have had cancer within 5 years as the research isn't clear if it helps or harms.

## Hematopoietic Stem Cells (HSCs)

Source: Peripheral Blood and Bone Marrow

Safety: Excellent Safety Profile

Best Uses: Blood Diseases, Leukemia and certain cancers.

Reasons Not to use: They create new red and white blood cells so they really are not effective at healing old injuries. They have not shown much benefit to autoimmune diseases or chronic degenerative diseases.

## Pluripotent Stem Cells (PSCs)

Source: Typically from Aborted fetus or embryos

Safety: Since the emryos and fetus want to become babies the PSCs do too which usually leads to tumor formation. They are not safe.

Best Uses: Technically they could be used to create any cell, but so far labs have not been able to control this well enough for treatments.

Reasons Not to use: They almost always become tumors.



# Mesenchymal Stem Cells Safety



## Safety Starts in The Lab

Our lab adheres to the highest standards of MSC production. Our lab is ISO 5 certified to produce human grade injectable medications. Our biologists have been producing MSCs for over 8 years and have not ran into any adverse effects based on production.



## Safety Continues at the Clinic

Dream Body Clinic was founded in 2013. We have been administering MSC treatments since 2018. Our physicians are certified to administer MSC treatments and have many years of experience. We adhere to the highest level sterility and safety protocols. Positive results are our top priority.




### 1 Selection
The selection process starts by finding a donor in her 1st trimester of pregnancy. The donor must be under 30, have had only 1 sexual partner and meet intense medical and blood analysis requirements.

### 2 Examination
The Placenta and Wharton Jelly are taken immediately after birth. They are then put through a rigorous analysis to determine viability. A 3rd Party lab conducts exams for mycoplasms, bacteria, endotoxins and more. We only use tissue that will produce Top Grade Stem Cells.

### 3 Extraction
The mesenchymal stem cells are extracted from the tissue and prepared for cultivation (expansion) in our ISO certified lab.

### 4 Cell Preparation
The mesenchymal stem cells are now isolated and ready for cultivation. We now prepare them for cryogenic refrigeration for future use.

### 5 Cryogenic Storage
The prepared Mesenchymal Stem Cells are now cryogenically frozen for future use. This allows us to thaw the amount of stem cell needed for the patient. Once thawed the stem cells are cultivated.

### 6 Cultivation
The Mesenchymal Stem Cells are cultivated in special incubators with very strict observation from our biologists. Cultivation is done to produce enough stem cells for the patients that day.

### 7 Microbiology and Cell Count
when the stem cell cultures are ready the cells are analyzed and quantified with a flow cytometer. We also use a cell counter to confirm the live cell count.

### 8 Stem Cell Application
The Stem Cells are bottled and shipped, refrigerated to Dream Body Clinic the day before treatment. The cells are suspended in sodium lactate and are viable for up to 4 days post cultivation.





DREAM BODY CLINIC

CERTIFICADO DE CONTROL DE CALIDAD CELULAR
CÉLULAS TRONCALES MESENQUIMALES
Fecha: 24/03/2020
Lote: CTM-1036

VIABILIDAD DE CÉLULAS TRONCALES MESENQUIMALES HASTA EL 6TO DÍA

| %Viabilidad | Horas post | Fecha |
|---|---|---|
| 99.7 | 24 | 11/06/2019 |
| 99.8 | 48 | 12/06/2019 |
| 99.6 | 72 | 13/06/2019 |
| 99.1 | 96 | 14/06/2019 |
| 97 | 120 | 15/06/2019 |
| 70 | 168 | 17/06/2019 |

Micrografía

PERFIL FENOTIPICO

| | % | Nº Eventos | Estatus |
|---|---|---|---|
| Total Muestras | 76.89% | 20798 | |
| VIABILIDAD | 99.97% | 20779 | |
| CD34+ | 0.00% | 1 | NEGATIVO |
| CD44+ | 98.39% | 20446 | POSITIVO |
| CD45+ | 0.13% | 27 | NEGATIVO |
| CD73+ | 98.76% | 20426 | POSITIVO |
| CD90 | 96.95% | 20445 | POSITIVO |
| CD105 | 96.41% | 20033 | POSITIVO |

ANÁLISIS DE ONCOGENICIDAD

| Muestra | P53 | C-MYC | B-MYC | KRAS |
|---|---|---|---|---|
| [illegible] | [illegible] | [illegible] | [illegible] | [illegible] |
| expresión cáncer | 0° | >47.9° | <10° | <4° |

PRUEBAS DE SEROLOGÍA

| Determinación | Resultado |
|---|---|
| Anti-HIV | NEGATIVO |
| HBSAG | NEGATIVO |
| Anti-HCV | NEGATIVO |
| ANTI-TP | NEGATIVO |
| CHAGAS | NEGATIVO |

ANÁLISIS MICROBIOLÓGICO

| Determinación | Resultado | Unidades | Fecha estudio | Metodología |
|---|---|---|---|---|
| Bacterias mesofílicas Aerobias | NEGATIVO | UFC/mL | 30/07/19 | NOM 092 SSA1 1994 |
| Bacterias Mesofílicas Anaerobias | NEGATIVO | UFC/mL | 30/07/19 | NOM 092 SSA1 1994 |
| Bacterias esporuladas | NEGATIVO | UFC/mL | 30/07/19 | METODO INTERNO |
| Hongos | NEGATIVO | UFC/mL | 30/07/19 | NOM 111 SSA1 1994 |
| Levaduras | NEGATIVO | UFC/mL | 30/07/19 | NOM 111 SSA1 1994 |

DILETEC
Diagnóstico Molecular de Leucemias y Terapia Celular S.A. de C.V.

Resultados validados por: Víctor Hugo Rosales García
Ced. Profesional 7453238

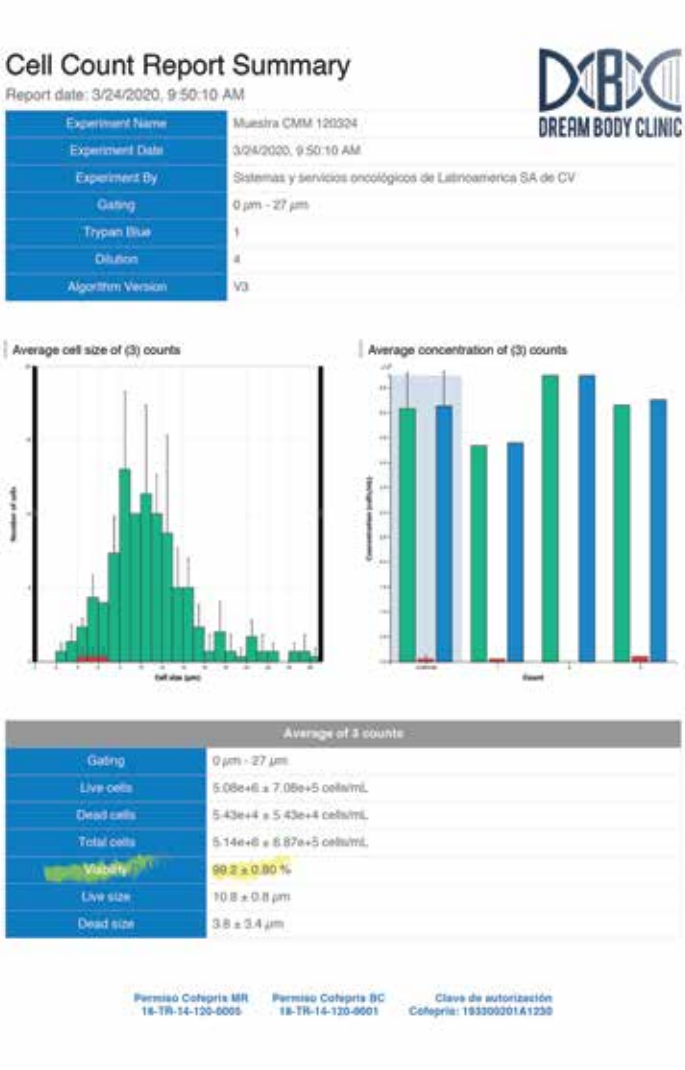

Cell Count Report Summary
Report date: 3/24/2020, 9:50:10 AM

DREAM BODY CLINIC

| | |
|---|---|
| Experiment Name | Muestra CMM 120324 |
| Experiment Date | 3/24/2020, 9:50:10 AM |
| Experiment By | Sistemas y servicios oncológicos de Latinoamerica SA de CV |
| Gating | 0 µm - 27 µm |
| Trypan Blue | 1 |
| Dilution | 4 |
| Algorithm Version | V3 |

Average cell size of (3) counts

Average concentration of (3) counts

| Average of 3 counts | |
|---|---|
| Gating | 0 µm - 27 µm |
| Live cells | 5.08e+6 ± 7.08e+5 cells/mL |
| Dead cells | 5.43e+4 ± 5.43e+4 cells/mL |
| Total cells | 5.14e+6 ± 6.87e+5 cells/mL |
| Viability | 99.2 ± 0.80 % |
| Live size | 10.8 ± 0.8 µm |
| Dead size | 3.8 ± 3.4 µm |

Permiso Cofepris MR 18-TR-14-120-0005
Permiso Cofepris BC 18-TR-14-120-0001
Clave de autorización Cofepris: 193300201A1230

Certified and Counted Stem Cells

Better quality in the following pages*

# The Highest Quality Mesenchymal Stem Cells

The images above are what every patient receives to verify their Stem Cell Treatment. The analysis on the left is a breakdown of the stem cells. It shows the CD markers which are how the biologist determines what kind of cell it is. It analyzes the safety profile by checking bacteria, mycoplasma and endotoxins.

The image on the right is the cell counter analysis. It shows how many live and dead stem cells there are. We guarantee you that you are getting at least as many stem cells as promised if not more in every treatment.

DREAM BODY CLINIC

# CERTIFICADO DE CONTROL DE CALIDAD CELULAR
## CÉLULAS TRONCALES MESENQUIMALES

**Fecha:** 24/03/2020
**Lote:** CTM-1036

## VIABILIDAD DE CÉLULAS TRONCALES MESENQUIMALES HASTA EL 6TO DÍA

| %Viabilidad | Horas post | Fecha |
|---|---|---|
| 99.7 | 24 | 11/062019 |
| 99.6 | 48 | 12/06/2019 |
| 99.6 | 72 | 13/06/2019 |
| 99.1 | 96 | 14/06/2019 |
| 97 | 120 | 15/06/2019 |
| 79 | 168 | 17/06/2019 |

Micrografia



## PERFIL FENOTIPICO

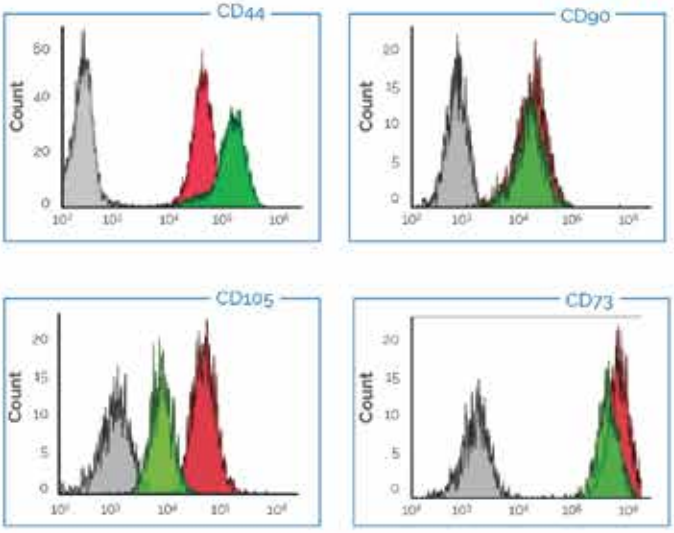


| | % | Nº Eventos | Estatus |
|---|---|---|---|
| Total Muestras | 76.89% | 20798 | |
| VIABILIDAD | 99.91% | 20779 | |
| CD34+ | 0.00% | 1 | NEGATIVO |
| CD44+ | 98.39% | 20446 | POSITIVO |
| CD45+ | 0.13% | 27 | NEGATIVO |
| CD73+ | 96.76% | 20106 | POSITIVO |
| CD90 | 96.95% | 20446 | POSITIVO |
| CD105 | 96.41% | 20033 | POSITIVO |

## ANÁLISIS DE ONCOGENICIDAD

| Muestra | P53 | C-MYC | B-MYC | KRAS |
|---|---|---|---|---|
| BCMTE107 | 1.70587915 | 0.16929164 | 0.3838021 | 0.26657368 |
| expresiónen cáncer | $0^2$ | $>17.9^3$ | $<10^4$ | $<4^5$ |

## PRUEBAS DE SEROLOGÍA

| Determinación | Resultado |
|---|---|
| Anti-HIV | NEGATIVO |
| HBSAG | NEGATIVO |
| Anti-HCV | NEGATIVO |
| ANTI-TP | NEGATIVO |
| CHAGAS | NEGATIVO |

## ANÁLISIS MICROBIOLÓGICO

| Determinación | Resultado | Unidades | Fecha estudio | Metodología |
|---|---|---|---|---|
| Bacterias mesofilicas Aerobias* | NEGATIVO | UFC/mL | 30/07/19 | NOM 092 SSA1 1994 |
| Bacterias Mesofilicas Anaerobias* | NEGATIVO | UFC/mL | 30/07/19 | NOM 092 SSA1 1994 |
| Bacterias esporuladas | NEGATIVO | UFC/mL | 30/07/19 | METODO INTERNO |
| Hongos* | NEGATIVO | UFC/mL | 30/07/19 | NOM 111 SSA1 1994 |
| Levaduras* | NEGATIVO | UFC/mL | 30/07/19 | NOM 111 SSA1 1994 |

Diagnóstico Molecular de Leucemias y Terapia Celular S.A. de C.V.
DILETEC

Resultados validados por: Victor Hugo Rosales Garcia
Ced. Profesional: 7453238

# Cell Count Report Summary

Report date: 3/24/2020, 9:50:10 AM

| | |
|---|---|
| Experiment Name | Muestra CMM 120324 |
| Experiment Date | 3/24/2020, 9:50:10 AM |
| Experiment By | Sistemas y servicios oncológicos de Latinoamerica SA de CV |
| Gating | 0 µm - 27 µm |
| Trypan Blue | 1 |
| Dilution | 4 |
| Algorithm Version | V3 |

DREAM BODY CLINIC

Average cell size of (3) counts

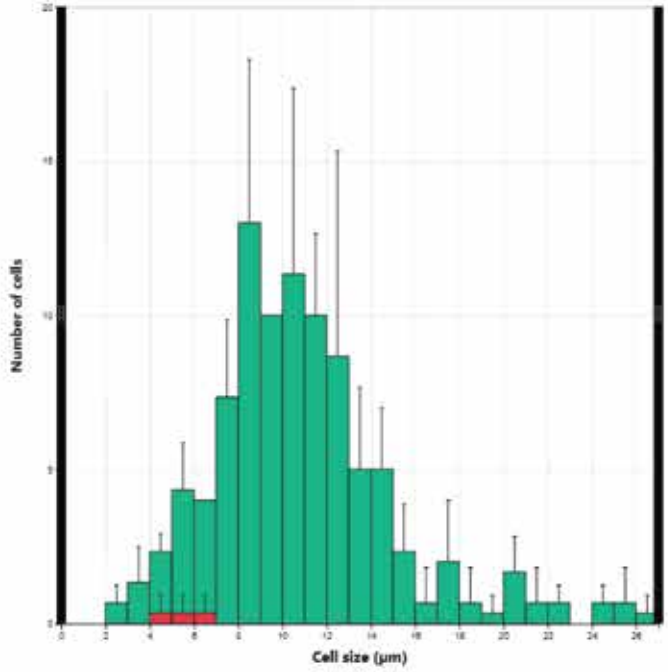


Average concentration of (3) counts

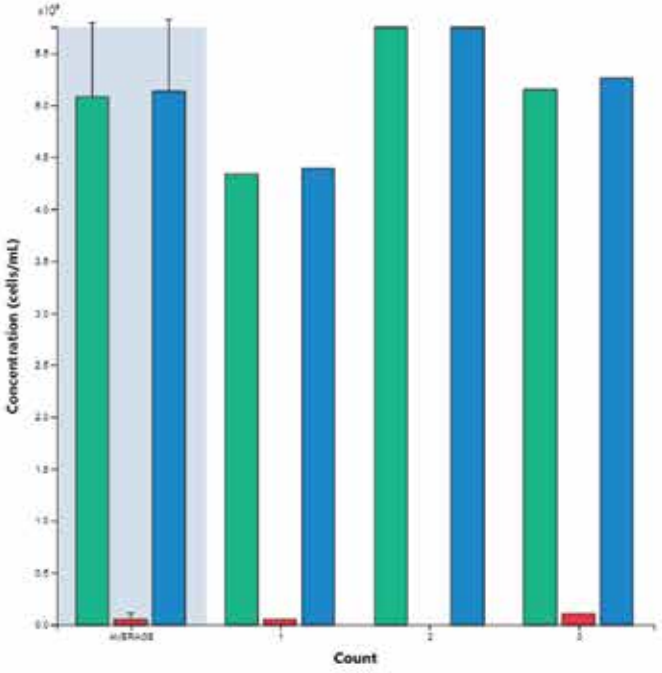


| Average of 3 counts | |
|---|---|
| Gating | 0 µm - 27 µm |
| Live cells | 5.08e+6 ± 7.08e+5 cells/mL |
| Dead cells | 5.43e+4 ± 5.43e+4 cells/mL |
| Total cells | 5.14e+6 ± 6.87e+5 cells/mL |
| Viability | 99.2 ± 0.80 % |
| Live size | 10.8 ± 0.8 µm |
| Dead size | 3.8 ± 3.4 µm |

# About Us



Our goal is simple, to provide people from around the world, access to medications and treatments that are difficult or impossible to get in their country of residence. Dream Body Clinic is located in Nuevo Vallarta, Mexico because of the low amount of restrictions and regulations on medications and medical treatments. We work with incredible attorneys and doctors to ensure that you can get the medication or medical treatments that you want.

Our state of the art laboratory produce the highest quality mesenchymal stem cells available. Our protocols are based off of over 8 years experience producing and applying stem cell therapies.

As leaders in regenerative medicine we continue to press the envelope to provide the most up to date treatments and medications available.

We believe that big pharma has manipulated the system in most countries for their own gain and your pain. There is no big money in keeping people healthy for big pharma. They want treatments that you have to use continually and they can profit off of your pain for months or years on end. We provide medications and treatments that affect the root cause of issues instead of just cookie cutter fixes. Take a look at our HGH programs for healing and/or hormone replacement therapy. Investigate our mesenchymal stem cell procedures to revitalize your life or treat a host of various issues. Save a fortune on your teeth with our state of the art dental clinic where the prices are so low, you don't need insurance.

The Dreambody Clinic Team is here to ensure that you get the care that you deserve.

# Stem Cells Differentiation Ability

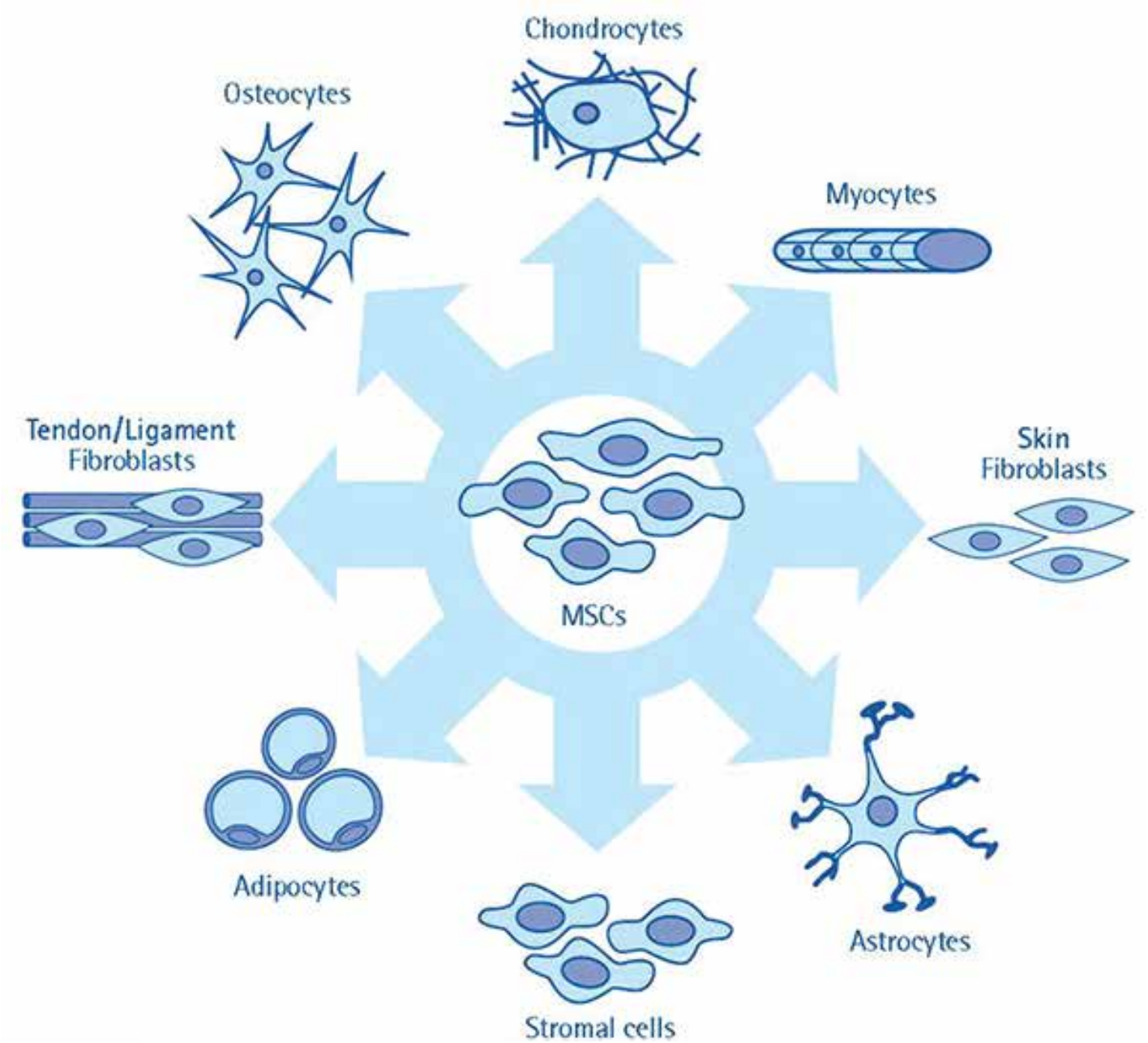


## Mesenchymal Stem Cells can Differentiate into the Following:

CHONDROCYTES - The only cells found in healthy cartilage. They produce and maintain the cartilaginous matrix, which consists mainly of collagen and proteoglycans.

MYOCYTES - The type of cell found in some types of muscle tissue. They help develope and repair muscle.

SKIN FIBROBLASTS - They are cells within the dermis layer of skin which are responsible for generating connective tissue and allowing the skin to recover from injury.

ASTROCYTES - They are star-shaped glial cells in the brain and spinal cord. They perform many functions, including biochemical support of endothelial cells that form the blood–brain barrier, provision of nutrients to the nervous tissue, maintenance of extracellular ion balance and a role in the repair and scarring process of the brain and spinal cord following traumatic injuries.

STROMAL CELLS - They are connective tissue cells of any organ and play a big part in healing organs.

ADIPOCYTES - They are fat cells. They help your body store energy as fat.

TENDON/LIGAMENT FIBROBLASTS - These are tendon or ligament cells that produce the structural framework l tissues, and play a critical role in wound healing.

OSTEOCYTES - The most common cell type in bone. They help keep the bones healthy and strong

# Airport Transportation

Dream Body Clinic Provides airport and clinic transportation. When you leave baggage claim, you will enter the main airport as seen in this photo. Exit the airport and head outside. You will our driver holding a sign with your name.








Our driver will take you to your hotel and provide a file that has your itinerary printed out. We send this digitally before you arrive also. He will provide all clinic and MRI transportation if needed.



# Puerto Vallarta

Dream Body Clinic is located in beautiful Puerto Vallarta, Mexico. Puerto Vallarta has an international airport and consistantly ranks as one of the top destinations in the world for Medical and Dental Tourism. The international airport (PVR) makes getting here easy from anywhere in the world. We are located in the San Javier Hospital in the Nuevo Vallarta neighborhood. This is one of the safest towns in the world and has extremely clean water. It feels more like a nice part of Southern Florida than Mexico. We are on the same longitude as Hawaii, so the weather is great all year.



# How To Get Started with Stem Cell Therapy at DBC

## Complimentary Consultation

The next steps show the best options to contact us directly for your free consultation.

## Call us

USA or Canada at (833) 445-9089
MX or International at +52 322 232 1055

## Email

info@dreambodyclinic.net

## Social Media & Apps

facebook.com/dreambodyclinic
vimeo.com/dreambodyclinic
youtube.com/channel/UC6Q9bMKkXJSiXeEdi467HCw
whatsapp +52 322 2321055
Telegram +52 322 2321055
Signal +52 322 2321055



# DREAM BODY CLINIC

San Javier Hospital Nuevo Vallarta
Paseo de Los Cocoteros 55 int. 3308
Bahia de Banderas, Nayarit 63732

(833) 445-9089
+52 322 232 1055